



A LIGHT, *COMPACT*
SCANNER WITH SLIM LINES
imageFORMULA P-215 II

As well as being small and easy to operate, the feature-packed P-215II offers high-speed one-pass duplex scanning with the added convenience of a plug-and-scan function.

canon.com.au/business

Canon

*achieve more.
beyond technology.*

DELIVERS THE FASTEST HIGH-PERFORMANCE SCANNING IN ITS CLASS



Super-fast and simple to operate, the P-215II is a lightweight, compact scanner that can be used anywhere, anytime. You don't need access to a power supply — all you need to start scanning is a USB connection. This machine will open up all kinds of new scanning possibilities.

A full range of high-quality functions

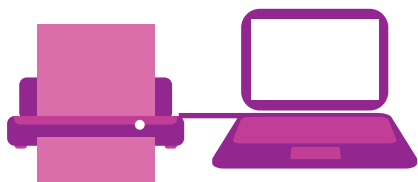
High-Speed One-Pass Scanning

	Simplex (ppm)		Duplex (ipm)	
	B/W, Grayscale	Colour	B/W, Grayscale	Colour
200dpi	15	10	30	20
300dpi	15	6	30	12

*A4, Portrait, When using USB 3.0, USB 2.0 bus power in combination with the powersupply USB cable, or the AC adapter

Plug & Scan

There is no need to install any driver software or scanning application on your PC as the pre-installed scanning utility, CaptureOnTouch Lite, provides plug-and-scan capabilities. Simply opening the feed tray turns the scanner on and makes it ready to scan.



USB Powering

The P-215II draws power from a single USB port, eliminating the need for a dedicated power cable and reducing clutter around the scanner. The scanner will perform at the maximum scanning speed via a single cable when connected to a USB 3.0 port*.



*USB3.0 is for power supply only.

Compact and Portable

This small and lightweight scanner with its slim and streamlined design is easy to carry around, giving you the freedom to scan any time at all. And with ADF capacity of up to 20 sheets, it is also ideal for business use despite its compact size.

Card Scanning

When a card is inserted into the slot at the front, the switchback system will automatically transport, scan and eject. This type of card scanning is particularly handy in businesses where counter service is important.



COMPLETE ARRAY OF SCANNING FEATURES

Full Auto Mode

A Full Auto Mode is available with the colour mode, page size, resolution, and text orientation automatically determined based on the contents of the document. This mode allows you to scan documents that contain pages of varying type under conditions that best suit each type. The mode also includes the Skip Blank Page function for efficient scanning of only the necessary pages.

Auto Colour Detection

This function automatically determines which documents of a mixed batch should be saved in colour, grayscale or B&W, so it's no longer necessary to separate B&W and colour documents prior to scanning.

Auto Size Detection



Documents of different sizes

Document size is detected and adjusted

Deskew



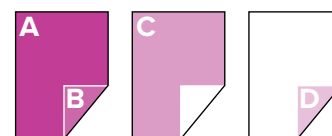
Skewed Images

Deskewed Images

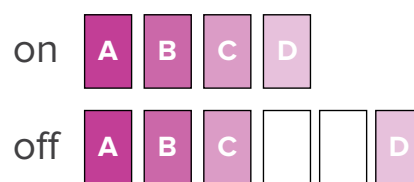
Picture Mode

Use the picture scanning mode to reproduce gradation in colour more accurately in scanned image.

Skip Blank Page



Documents with Blank Sides



Images with Blank Pages Skipped

Bundled Software

Capture OnTouch

CaptureOnTouch

Now more intuitive and more convenient



The TOP screen is laid out panel-style with large icons, allowing more intuitive operation. The items on the setup screen have also been scaled down to give a simple design. Two scanning methods are available to satisfy a variety of needs including adhoc and daily scanning. As well as "Standard Scanning" where scanning mode and output mode can be separately configured, there is

"Scanning Shortcut" where the specific scanning mode and output method are preconfigured, allowing one-click operation. It's also possible to edit scanned images, eliminating the need to redo a scan if the scanned data differs from the image that you want to save. What's more, you can scan to up to three outputs concurrently.

Capture OnTouch Lite

CaptureOnTouch Lite




As this is preinstalled, plug-and-scan is now available without having to install any driver software. Employing the same

panel-style GUI as CaptureOnTouch, CaptureOnTouch Lite offers editing capability and intuitively understands what is required. What's more, the standard functions of CaptureOnTouch can be used in exactly the same way for a trouble-free scanning experience. Additional plug-ins can also be used to support various outputs.

Enhanced Cloud Connectivity

Connection to cloud-based services is now even more comprehensive. In addition to Evernote, SharePoint and Google Drive, scanning destinations have been expanded to include SugarSync, OneDrive and Dropbox.



Specifications

Type	Desktop sheetfed scanner
Document feeding	Automatic sheet feeding
Document size	Plain Paper: Width: 50.8 to 216 mm (2 to 8.5"), Length: 70 to 356 mm (2.76 to 14") (You can scan documents up to 1,000 mm (39.4") long by setting the scanner to the Long Document mode.) Postcard: Width: 88.9 to 108 mm (3.5 to 4.25"), Length: 127 to 152.4 mm (5 to 6") Business Card: Width: 49 to 55 mm (1.93 to 2.17"), Length: 85 to 91 mm (3.35 to 3.58") Card: 54 x 86 mm (2.1 x 3.4") (ISO standard)
Document thickness and weight	Plain Paper: 0.06 to 0.15 mm (0.0024" to 0.0059"), 52 to 128 g/m ² (14 to 34 lb bond) Postcard: 0.15 to 0.3 mm (0.0059" to 0.0118"), 128 to 255 g/m ² (34 to 68 lb bond) Business card: 0.15 to 0.3 mm (0.0059" to 0.0118"), 128 to 255 g/m ² (34 to 68 lb bond) Card: 0.76 mm (0.03") ISO7810 ID-1 compatible
Feeding capacity	3 mm stack (including curls) or 20 sheets of 64 g/m ² (16 lb. bond)
Scanning element	Contact image sensor
Light source	LED (Red, Green, and Blue)
Scanning side	Simplex / Duplex
Scanning modes	Black and White, Error Diffusion, Advanced Text Enhancement II, 8bit (256-level) Grayscale, 24-bit Colour
Scanning resolutions	150 x 150dpi, 200 x 200 dpi, 300 x 300 dpi, 400 x 400 dpi, 600 x 600 dpi
Scanning speed ¹ (A4/LTR)	When using USB 2.0 bus power: B&W/Grayscale: 200 dpi/300 dpi: 12 ppm (Simplex), 14 ipm (Duplex) Colour: 200 dpi: 10 ppm (Simplex), 10 ipm (Duplex) 300 dpi: 6 ppm (Simplex), 6 ipm (Duplex) When using USB 3.0 ² , USB 2.0 bus power in combination with the power supply USB cable, or the AC adapter: B&W/Grayscale: 200 dpi/300 dpi: 15 ppm (Simplex), 30 ipm (Duplex) Colour: 200 dpi: 10 ppm (Simplex), 20 ipm (Duplex) 300 dpi: 6 ppm (Simplex), 12 ipm (Duplex)

Interface	Hi-Speed USB 2.0 (USB 3.0 bus power also supported)
Scanner driver / Software	For Windows: ISIS/TWAIN Driver, CaptureOnTouch, CaptureOnTouch Lite(Built-in), PaperPort, Presto! BizCard, Evernote ³ For Mac OS X ³ : TWAIN Driver, CaptureOnTouch, CaptureOnTouch Lite (Built-in), Presto! PageManager, Presto! BizCard, Evernote ³
Power requirements	With USB 2.0 bus power: 0.5 A (communication cable only), 1.0 A (in combination with the power supply USB cable) With USB 3.0 ² bus power: 0.9 A With optional AC Adapter: DC6V, 0.8 A
Power consumption	USB cable only: 2.5 W (USB 2.0), 4.5 W (USB 3.0 ²) or less USB cable and power supply USB cable: 5.0 W (USB 2.0), 7.0 W (USB 3.0 ²) or less Sleep Mode: 1.5 W or less Power OFF: 0.1 W or less
Operating environment	Temperature: 10°C to 32.5°C (50°F to 90.5°F) Humidity: 25 to 80% RH
Dimensions (W x D x H)	Feed Tray Closed: 285 x 95 x 40 mm (11.2 x 3.8 x 1.6") Feed Tray Open: 285 x 257 x 174 mm (11.2 x 10.1 x 6.9")
Weight	Approx. 1.0 kg (2.2 lbs)
Options / consumables	AC Adapter, Carrying Case, USB Cable, WU10, Separation Pad, Feed Roller

- 1) Actual scanning speed may vary depending on your system configuration and PC.
 - 2) The supplied USB cable is designed specifically for this scanner. Do not use it with any other device.
 - 3) Installed via Internet connection.
- Specifications are subject to change without notice.

Microsoft, Windows, Windows Vista, PowerPoint and SharePoint are either registered trademarks or trademarks of Microsoft Corporation in the United States and/or other countries. Apple and Mac OS are trademarks of Apple Inc., registered in the U.S. and other countries. ENERGY STAR and the ENERGY STAR mark are registered U.S. trademarks. Other company names and product names appearing in this brochure are the registered trademarks and/or trademarks of their respective owners.



Optional Wi-Fi unit

The WU10 unit's built-in battery allows you to use the scanner in locations where there is no power source. In addition, the Wi-Fi connection that comes with the unit enables scanning using a smartphone or tablet rather than a PC. IEEE 802.11b/g/n (2.4GHz) compatible.



Bundled software

Presto! BizCard

Presto! BizCard lets you scan business cards to convert and organise important contact information into a searchable database.



Evernote is a cloud based data management application. The CaptureOnTouch software comes equipped with an option to send and store data (scanned images, photos, memos, etc.) to the Evernote server.

Presto! PageManager

Presto! PageManager promptly puts your documents on the computer screen where they can be easily arranged and sorted.

PaperPort

PaperPort is a file management application renowned for its intuitive and use-friendly graphic interface, making it easy to store, organize, and retrieve your digital documents.



Canon COTM

CaptureOnTouch Mobile is scanning software for smartphones and tablets. Using this software, you can easily scan images from a wirelessly connected scanner, and then upload them to a cloud service. It's available through the App Store and Google Play, but only for the DR-C225W.

canon.com.au/business

Follow us on Twitter @CanonBusinessAU

1800 444 199

2938-v1-06/14

achieve more.
beyond technology.